


Grades 3-8

Quotes in the Classroom

8 Open-ended, Ready to Use Activities for
using Famous Quotes with Your Students.



by
Rachel
Lynette



[More Resources by Rachel](#)

Quotes in the Classroom

Here are 8 ready-to-use worksheets to use with famous quotes plus an idea sheet with more ways to use them!

Quote of the Day Use this worksheet with a quote displayed on the board. This would be great to use daily as morning work, or use weekly or randomly whenever you have a few minutes. Students can keep all their worksheets in a folder or binder so they will have the whole collection at the end of the year.

Quote Comparison This would be good for comparing two quotes that say the same thing in different ways, or two quotes that are about the same thing but say the opposite. You could put two quotes on the board or allow students to choose their own.

Quote Scavenger Hunt This is a fun activity that will have your students searching the internet or whatever hardcopy sources you supply for quotes. It might also make a good homework assignment.

Quote Pockets This activity allows students to gather nine different quotes on the same topic.

Who Said That Students collect six quotes by the same author for this activity. A fun variation would be to have each student leave the center box blank. Then classmates can read the quotes and guess who the author is.

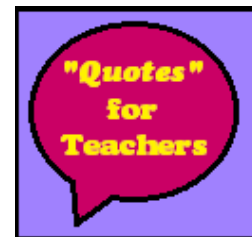
Top Five Quotes This would be good to do near the end of the year after students have collected many quotes. Students must choose five favorites to rank in order.

Quote Poster Students design an inspirational poster using a favorite quote and an illustration in this activity.

Favorite Quote Bookmark Print this on cardstock and allow students to create their own bookmarks using favorite quotes.

More Ways to Use Quotes Ideas for more ways to use quotes in your classroom.

You can get hundreds of great Quotes to use in your classroom at ["Quotes" for Teachers](#).




This resource was created by Rachel Lynette copyright 2011. It may be printed and photocopied for single classroom and personal use only and may not be sold or distributed in any form. Thank you for respecting the copyright.

Date_____

Name_____

Quote of the Day

Write your quote on the banner. Remember to include the name of the person who said the quote. Then answer the questions.



by_____

Explain what this quote means in your own words.

Why do you think this quote is important?

Do you agree with this quote? _____

Why or why not?_____

Date _____

Name _____

Quote Comparison

You will need two quotes about the same subject to complete this activity.

Quote 1

by _____

Quote 2

by _____

Think about what your quotes mean. How are the meanings the same?

How are they different?

Which quote do you like better? _____

Why? _____

Date_____

Name_____

Quote Scavenger Hunt

Find quotes to complete the chart. You may not use the same quote more than one time. Remember to include the author of each quote you use.

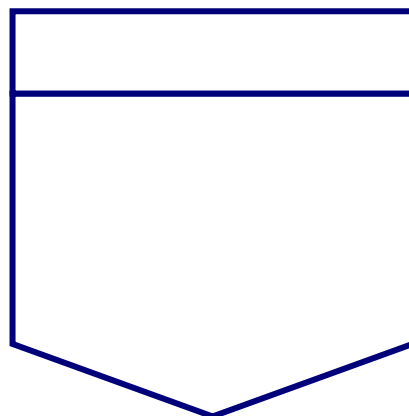
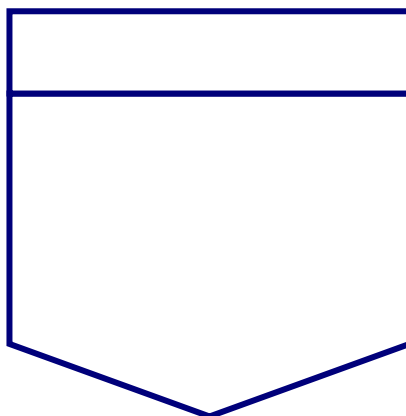
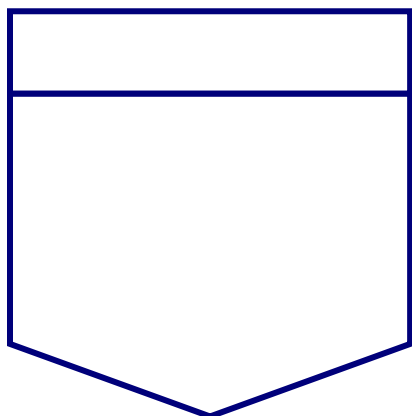
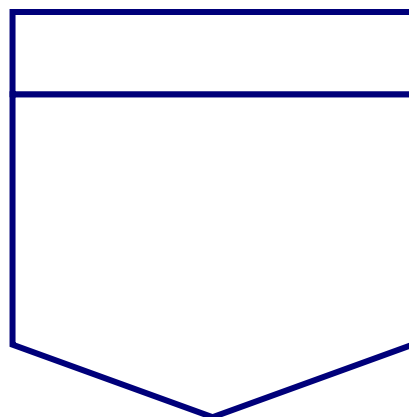
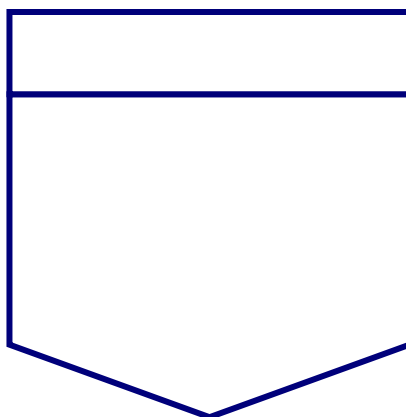
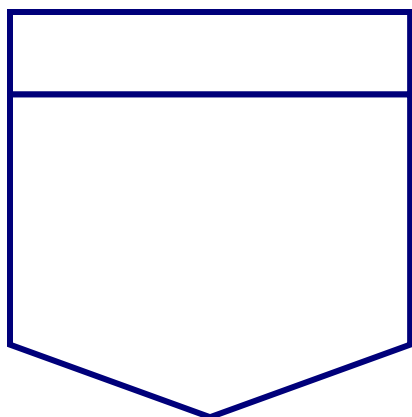
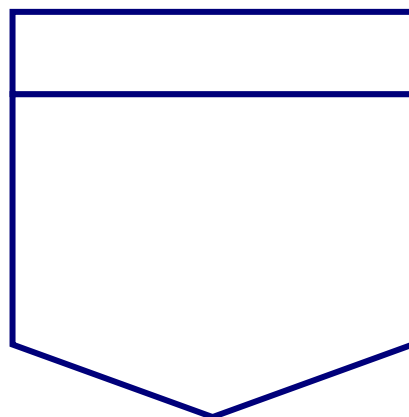
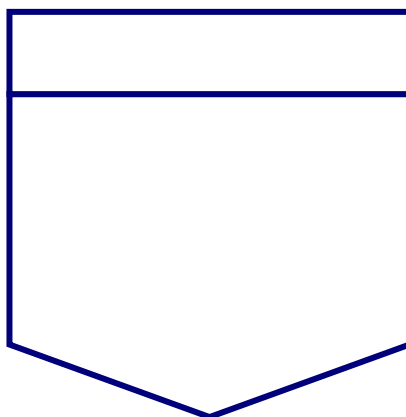
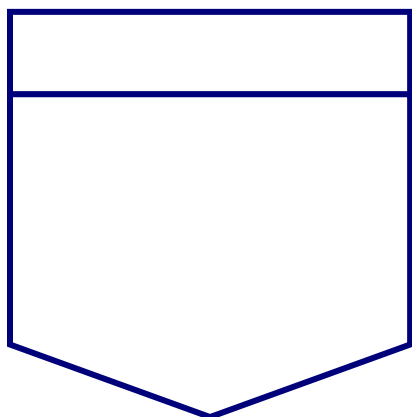
Find a quote that...	Quote	Author
1. Is about friendship		
2. Was written by an actor or actress		
3. Was written over 100 years ago.		
4. Contains a question		
5. Was written by a president		
6. You think is good advice		
7. You do not agree with		
8. Was written by a famous athlete		
9. Contains the name of an animal		
10. Could be used to cheer someone up		
11. Is about nature		
12. Is funny		

Date _____

Name _____

Quote Pockets

Choose nine quotes about the same topic. Write each one in a different pocket. Write the author of the quotes on the top of the pockets.




Date _____

Name _____

Who Said That?

Choose six quotes by the same author. Write one quote in each speech bubble. Write the name of the author in the center.



Date _____

Name _____

Top Five Quotes

Choose five of your favorite quotes and put them in the scroll. Put them in order with your favorite quote in the number one slot.

Five Favorite Quotes

1. _____

by _____

2. _____

by _____

3. _____

by _____

4. _____

by _____


5. _____

Date _____

Name _____

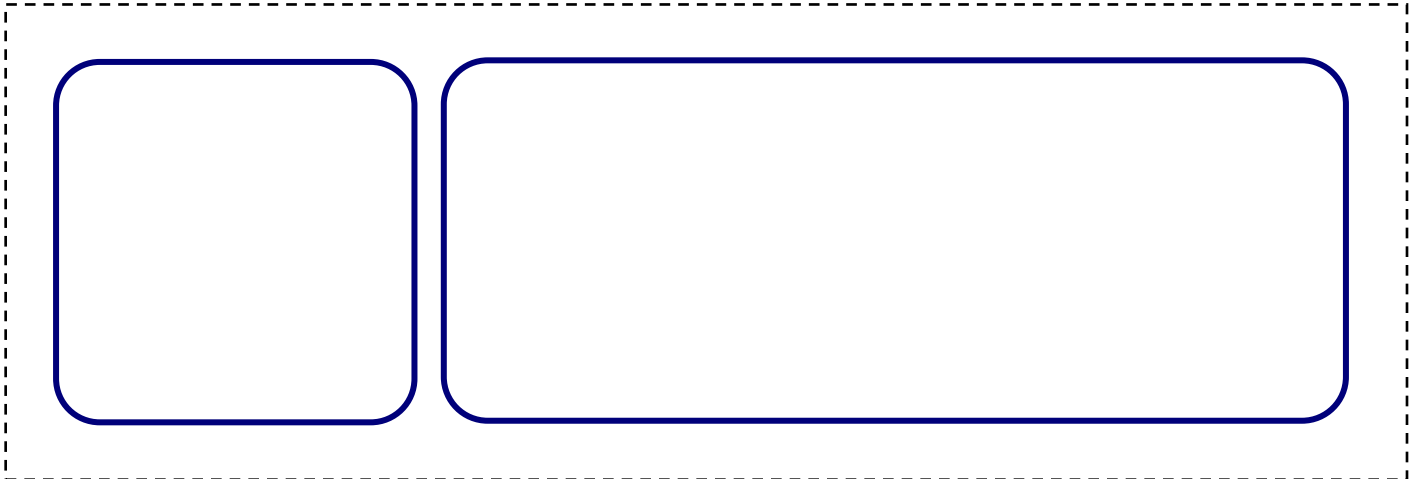
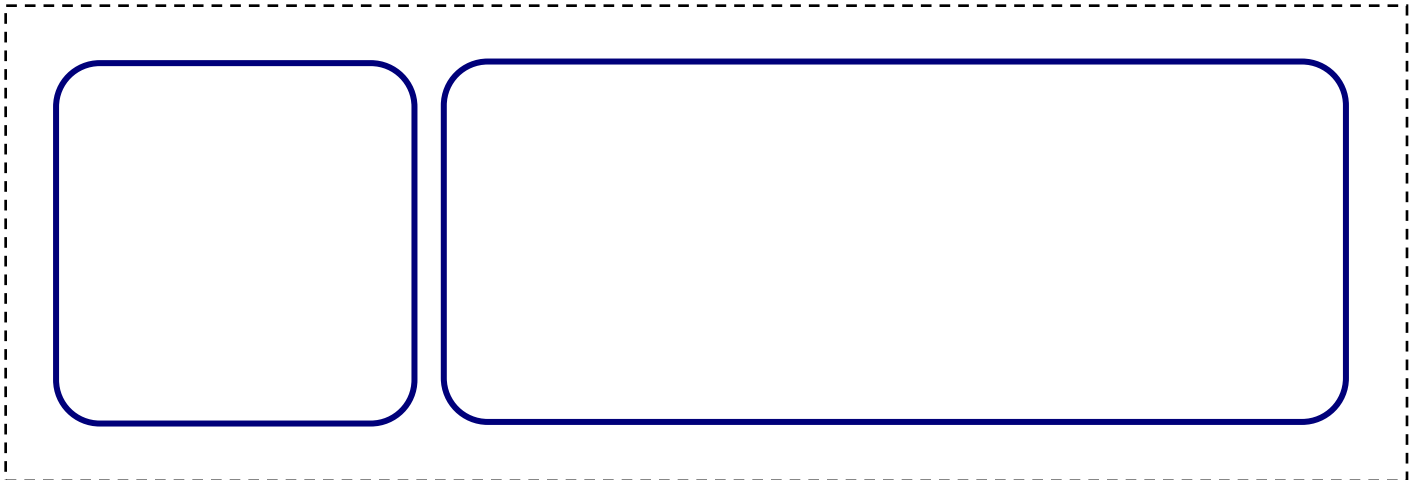
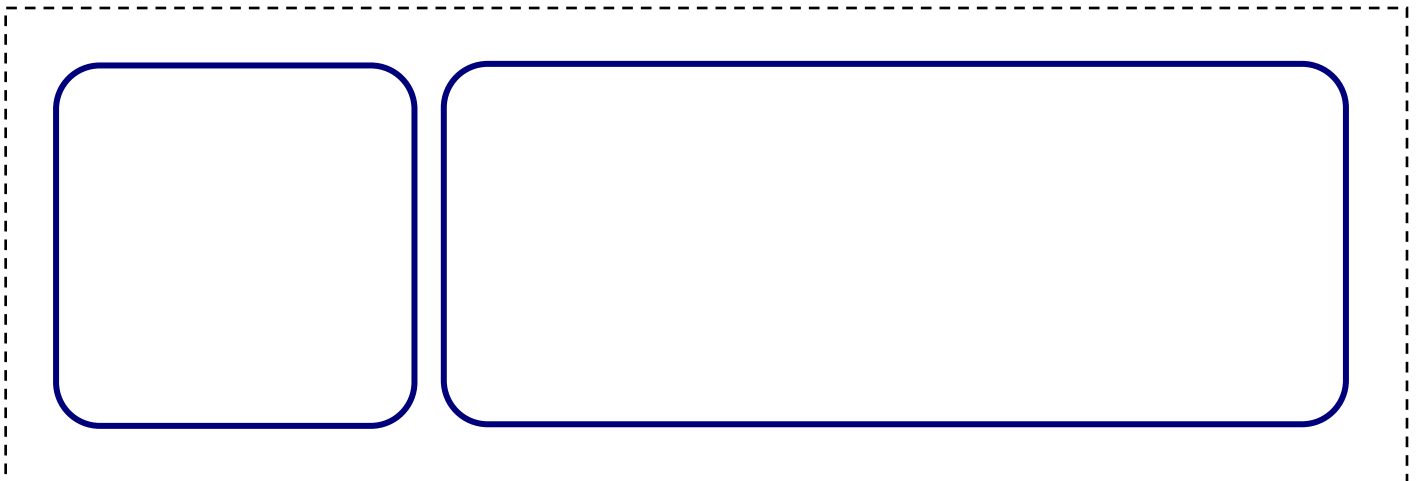
Quote Poster

Famous quotes are often used on inspirational posters along with a picture. Use the space below to design a poster that includes both an inspirational quote and a picture.



Favorite Quote Bookmark

Use these bookmark templates to create your own bookmarks! Write one of your favorite quotes in the big box. The quote can be about books or reading, or it can be a favorite quote from a book or by an author. Make an illustration for your bookmark in the smaller box. You may also want to decorate the edges and the back. Give your bookmarks as gifts or keep them for yourself!

A dashed-line rectangular box containing two rounded rectangular areas. The area on the left is a vertical square, intended for an illustration. The area on the right is a horizontal rectangle, intended for a quote.A dashed-line rectangular box containing two rounded rectangular areas. The area on the left is a vertical square, intended for an illustration. The area on the right is a horizontal rectangle, intended for a quote.A dashed-line rectangular box containing two rounded rectangular areas. The area on the left is a vertical square, intended for an illustration. The area on the right is a horizontal rectangle, intended for a quote.

Ideas for Using Quotes in the Classroom

- Use quotes on banners and posters around your classroom. [Here is a site](#) that lets you use our own photos with the quote of your choice.
- Use quotes as screen savers on your classroom computers.
- Use on parent newsletters and other correspondences. Using the words of experts is often a great way to emphasize a point.
- Use on worksheets, handouts and PowerPoints to motivate students.
- Use for class discussions.
- Use when studying a particular person or time period.
- Use for handwriting practice. One way to do this is to write the quote on the board and have the students copy it using their best handwriting.
- Use for vocabulary. Often quotes contain words that students may not be familiar with. Students can look up the definition in order to better understand the quote. It is also fun to display a quote that uses a lot of challenging words to convey a relatively simple concept (many older quotes do this). Have students translate the quote into everyday speech.
- Use as journal or writing prompts.
- Use as part of character education. If you are focusing on a concept such as responsibility or honesty, you can use quotes around the classroom or as writing prompts to reinforce the concept.
- Have students create their own quotes. Choose a concept such as friendship. Brainstorm words and phrases that relate to the concept. Then have each student write his or her own short quote. Collect them all in a book. The book could be a part of your class library or you could copy it for students to take home and share with their families. Putting them all on a poster is another idea.
- Students often enjoy collecting quotes. You could have students collect quotes throughout the year in a notebook.
- Get hundreds of great quotes at [Quotes for Teachers](#).

Thank you so much for downloading this free resource! I hope you will be able to use it again and again! Remember, you can get great quotes to use at [Quotes for Teachers!](#)

"Awesome! Awesome! Awesome! Bought many products from Rachel and they are all amazing!"

-TpT buyer Jennifer Williams

You may also want to check out:



20 Colorful Inspirational Posters

<http://bit.ly/kz9f8Z>

300+ Teacher Tips

<http://bit.ly/dKlg8a>

Genre Book Reports and Projects

<http://bit.ly/g5W2Tk>

Synonyms for 23 Overused Word

<http://bit.ly/hqYvup>

Poetry Writing Unit w/ 21 Patterns

<http://bit.ly/iriWOx>

Visit my [TpT store](#) to find more literature resources as well as language arts, math, creative & critical thinking activities, and classroom management tools.

You will also find a plethora of totally free resources!

<http://www.teacherspayteachers.com/Store/Rachel-Lynette>

- ✓ ready-to-use
- ✓ highly rated
- ✓ reasonably priced
- ✓ correlated to common core standards

"Like" my [facebook](#) page to find out about frequent freebies, sales, and special offers.
www.facebook.com/mindsinbloom

A lot of my TpT earnings go to my son's college tuition.
So, you are helping to educate yet another young person when you buy from me!

BLOOM

One last thing. You can find ways to facilitate creative and critical thinking at www.minds-in-bloom.com

by
**Rachel
Lynette**

